

Please make the following corrections in the *Your Move* 2nd ed text.

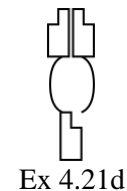
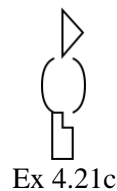
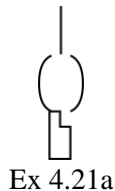
Chapter 1: Movement, Stillness, Timing, Shape, Accents

- p. 4: The drawing of 1.3d needs to have the second action finish before count 5 to match the description in the text, “the actions . . . overlap by one count each.”
- p. 19. In the description of Movement Patterns in Time, change time values to “time lengths.” The sentence should read: “Two studies in actions of different time lengths producing specific patterns in time.”

Chapter 2: Traveling

- p. 28: The end of the second line under 2.1a and 2.1b. should read, “I once saw. . .”
- p. 28: Third line from the bottom of the paragraph across from 2.1c should read, “He (his whole being) had to be there.” Not “his center.”
- p. 29: top line: change “awaiting space” to “space to be used”. The sentence should read, “Every room has space to be used.”
- p. 38: Example 2.8h needs to be improved, the last part of the path should be more clearly a straight line to match the description in the fourth line from the bottom of the paragraph above the example.

Chapter 4: Absence of Support: Springing – The Five Basic Forms





- p. 95: Ex. 4.21a, 4.21c, and 4.21d – one half of the forward take-off symbol is missing. Please fill in the sides and bottoms the forward symbol in each example as shown above.
- p. 99: Line 5 in the paragraph under the heading, Fighting Gravity, change “4.23b” to “4.23c”


Chapter 6: Direction – Broader Exploration of Space

- p. 150 Ex. 6.15h – delete dotted lines around hand, which indicate movement. The visual example in 6.15h is meant to show spatial variations in forward middle to match the description, “the vertical ad lib. sign next to the symbol stating more-or-less forward middle.”

Chapter 8: Rotations, Revolutions, Turns

- pg 176, 177 (measures 1,2, 6, 9, 15), & 191. Change the two circles on top of one another in the body-as-a-whole symbol  to more of a figure 8 as shown here .



- p. 191: Review for Chapter Eight. Lower the spot hold in the 1¼ wheeling symbol .

Chapter 9: Supporting, Change of Support

- p. 213 in the block titled JOINTS, correct the “Any number” symbol to be less of a backward “S” so it appears more like the “any number” sign as shown here --

Chapter 11: Relationships

- p. 251. Change the symbol for 11.9c to a CW Circular path approaching P  so it matches the floor plan as shown in 11.9d.

Chapter 12: Relationships – Further Development

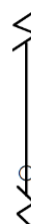
- p. 287. Change Reading Study No 35: Toward, Away, Destination to Reading Study #36: Addressing, Nearness, Touching, Grasping, Supporting, Grasping Support.

Chapter 13: Body Initiations: Central, Peripheral; Part Leading, Guidance

- p. 307 Change 13.11a to 13.11f and 13.11b to 13.11g.

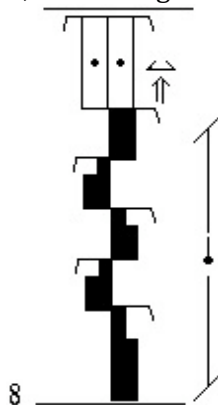
Chapter 14: One-sided Gestures; Gestural Pathways; Gathering, Scattering



- p. 320. Replace Examples 14.6o and 14.6p with the new symbol for 'lateral circular gestural pathway either direction as shown to the right.
- p. 337. Make the same correction in the Review for Chapter Fourteen, bottom of the page: Lateral Paths – Lateral circle either direction
- p. 328. At the end of the seventh line in the paragraph titled SURFACES, change Example 14.10h to 14.11 h.
- p. 334. In the first sentence at the top of the page, change “gathering” to “scattering” to match example 14.4l.



Chapter 17: Directions: The Diagonals

- p. 391 Ex 17.10g should be forward high for both examples (rather than blank)
- p. 411. Reading Study 55, end of measure 8, add the right foot stepping place middle as shown here.



- p. 413, Review for Chapter Seventeen (continued). In the box titled LIMB SIGNS at the bottom of the page, the either or both signs should be centered under the symbol for the Legs,  and centered under the symbol for the arms, 

Chapter 19: Specific Directional Actions

- p. 453 Ex 19.12a. Cross out chest and insert head. The description should read “Small forward and backward head movements.”

Please note the corrected copyright ownership as indicated on the next page.



Routledge
Taylor & Francis Group plc

Dr Ann Hutchinson Guest
Language of Dance Centre
17 Holland Park
London
W11 3TD

18/08/2011

cc: Tina Curran

Dear Dr Hutchinson Guest,

I hope this letter finds you well.

I am writing regarding the copyright issue with your book 'Your Move, 2nd Edition', and further to my previous letter on this issue, dated 25th February 2011.

I can confirm that the copyright for this title should, for all intents and purposes be taken as belonging to Dr Ann Hutchinson Guest and Tina Curran, as authors. This is established in the contract amendment dated 10/08/2011 and the forms filed by ourselves with the Library of Congress to this effect.

Please proceed in any current or future rights discussions between yourselves and third parties in the capacity of copyright holders for this title. Any claims of copyright by Taylor and Francis are the result of a printing error in the most recent version of the book, as confirmed previously in the above correspondence.

I will be happy to provide any further information that may be required for specific contexts, and apologise once again for the oversight that has led to this confusion.

Kind regards,

Ben Piggott
Acting Associate Editor
Routledge

Taylor & Francis Books Ltd
2 Park Square
Milton Park
Abingdon, Oxon OX14 4RN
Tel: +44 (0) 20 7017 6000
Fax: +44 (0) 20 7017 6707/8
www.routledge.co.uk

Distribution (Books)
Cheriton House
North Way, Andover
Hampshire SP10 5BE
Tel: +44 (0) 1264 332424
Fax: +44 (0) 1264 364418

Routledge
Taylor & Francis
RoutledgeFalmer
Garland Science
Europa Publications
Martin Dunitz
Spon Press
RoutledgeCurzon